



INVESTMENT ENVIRONMENT AND OPPORTUNITIES IN CAMBODIA

Presented by

Sok Chenda Sophea

Minister attached to the Prime Minister

Secretary General

Council for the Development of Cambodia

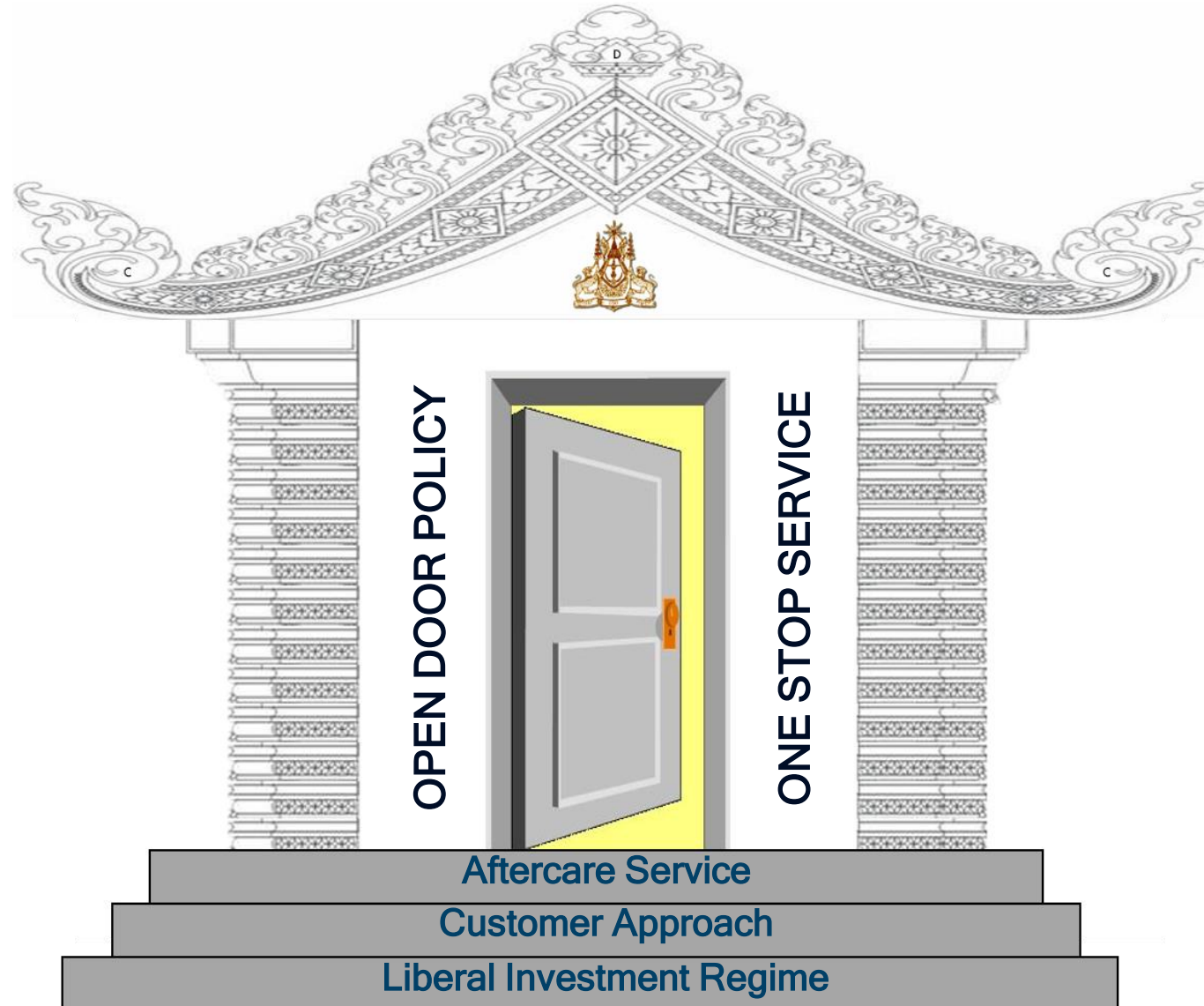
TABLE OF CONTENTS

- Investment Environment in Cambodia
- Special Economic Zones in Cambodia
- Cambodia-Japan Cooperation
- Industrial Development Policy (IDP) 2015-2025
- Recent Reform Measures to Improve Business Environment and Competitiveness



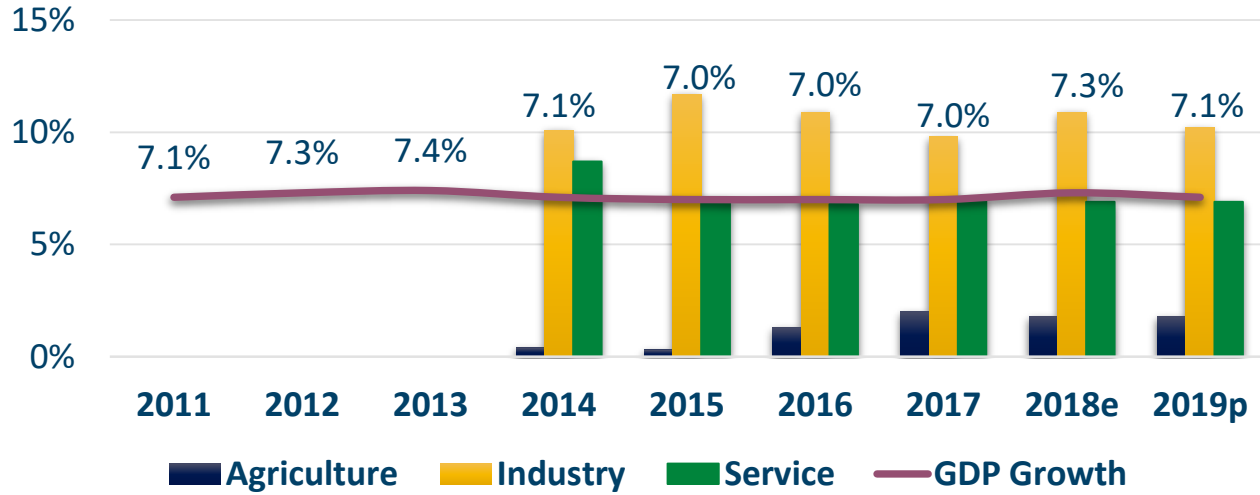
INVESTMENT ENVIRONMENT IN CAMBODIA

Council for the Development Of Cambodia (CDC)

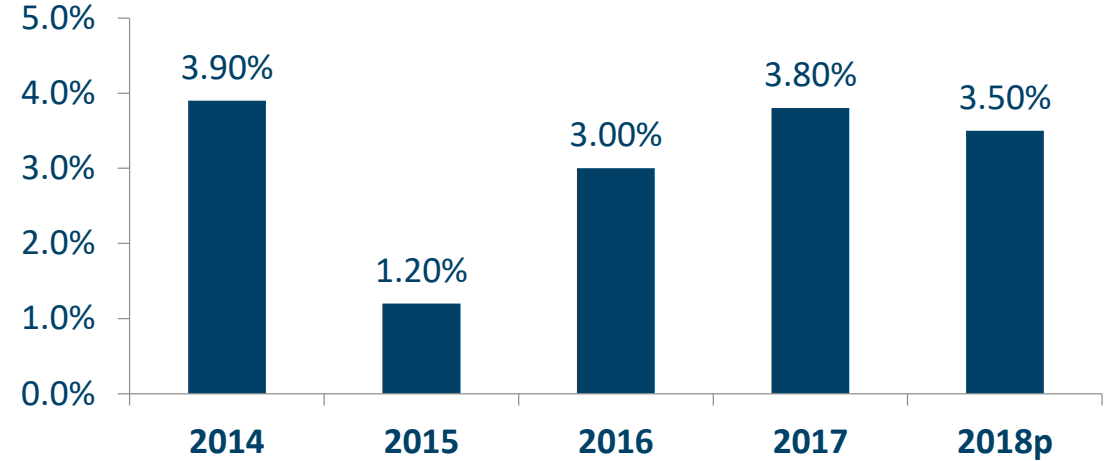




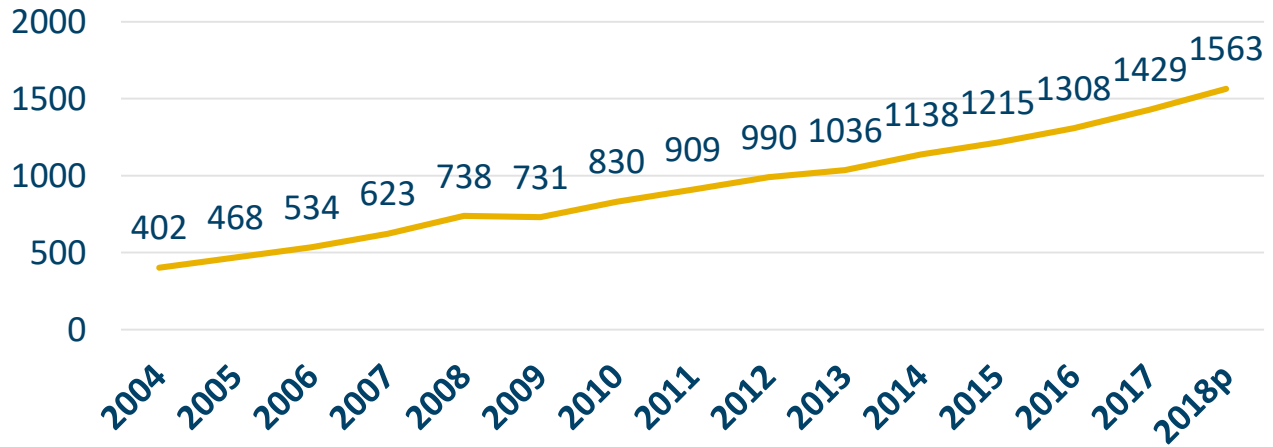
GDP Growth by Sector (2011-2019)



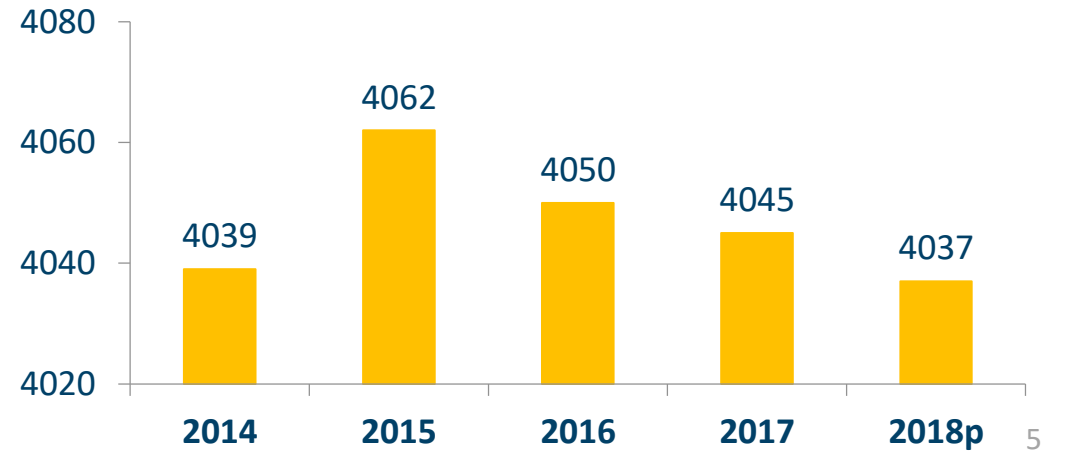
Low & Manageable Inflation



GDP Per Capita (2004-2018)



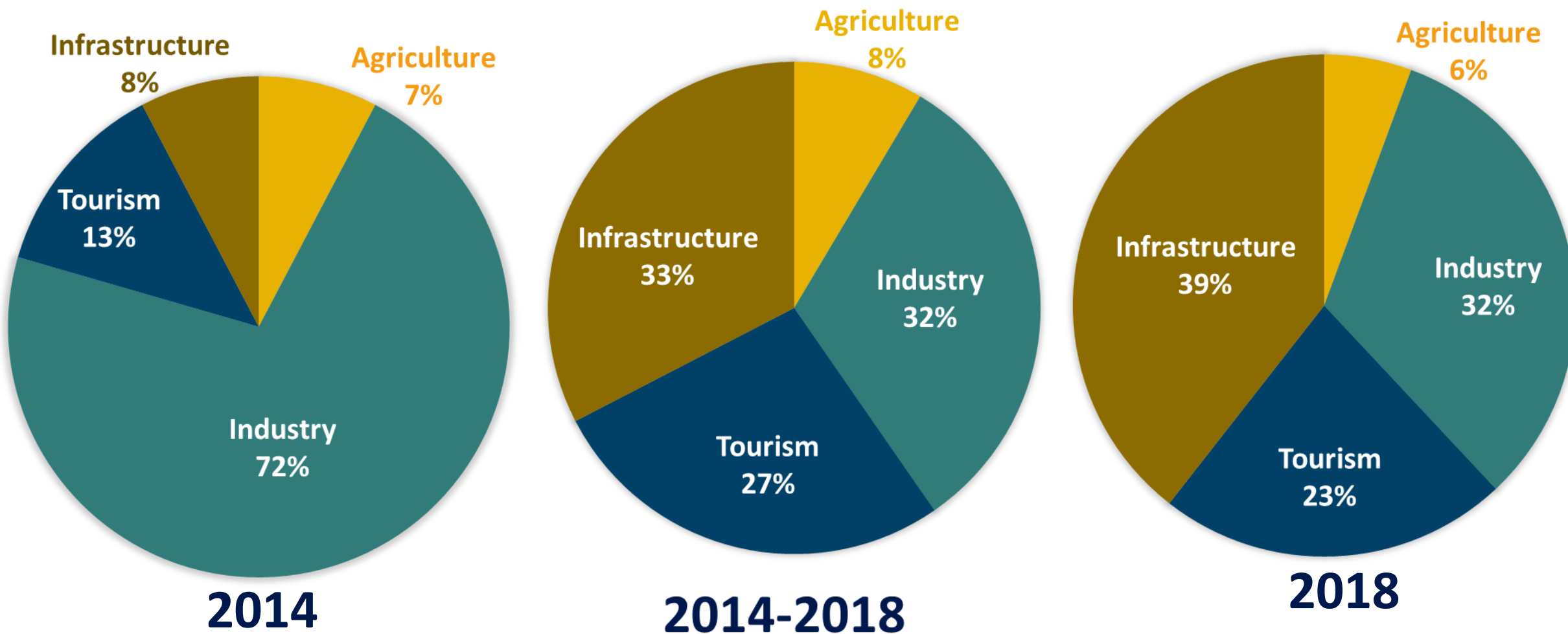
Stable Exchange Rate (USD-Riel)



Investment by Country

Year	2014		2015		2016		2017		2018	
Total	\$3.9 Billion		\$4.6 Billion		\$3.6 Billion		\$6.3 Billion		\$6.4 Billion	
Rank	Country	%	Country	%	Country	%	Country	%	Country	%
1	Cambodia	64.00	Cambodia	69.28	China	29.92	Cambodia	50.68	China	53.24
2	China	24.44	China	18.62	Cambodia	27.55	China	25.97	Cambodia	29.77
3	Malaysia	2.18	U.K	3.00	Japan	22.78	Vietnam	9.20	Japan	13.08
4	Japan	1.72	Singapore	2.18	Thailand	4.61	Malaysia	4.37	Thailand	0.76
5	Korea	1.66	Vietnam	1.92	Korea	4.59	Singapore	4.12	BVI	0.73
6	Vietnam	1.26	Malaysia	1.61	US	3.38	Korea	3.20	Malaysia	0.65
7	UK	1.13	Japan	1.28	Singapore	3.38	Japan	1.00	Samoa	0.64
8	Singapore	0.89	Thailand	1.18	Vietnam	2.45	UK	0.88	Singapore	0.26
9	Thailand	0.88	Korea	0.21	UK	0.60	Thailand	0.25	U.K	0.22
10	Australia	0.51	Canada	0.19	India	0.55	BVI	0.12	Korea	0.22
11	Others	1.36	Others	0.52	Others	0.53	Others	0.21	Others	0.45

Investment by Sector



Bilateral agreement on the promotion and protection of investments between the Kingdom of Cambodia and other countries (29)

1. Australia
2. Austria
3. Bangladesh
4. Belarus
5. China
6. Croatia
7. Cuba
8. Czech
9. DPRK
10. France
11. Germany
12. Hungary
13. **Japan**
14. Kuwait
15. Lao PDR
16. Malaysia
17. Netherlands
18. OPEC
19. Pakistan
20. The Philippines

19. ROK
22. Russia
23. Singapore
24. Switzerland
25. Thailand
26. USA (OPIC)
27. Vietnam
28. United Arab Emirates
29. Republic of Turkey



Double Taxation Agreement

DTA Ratified

- Singapore (effective 01/01/18)
- China (effective 01/01/19)
- Thailand (effective 01/01/18)
- Brunei (effective 01/01/19)
- Vietnam (ratified 15/11/18)
- Indonesia (ratified 15/11/18)

DTA under Negotiation

- Malaysia
- Myanmar
- Philippines
- Lao PDR
- Hong Kong (concluded)
- South Korea
- **Japan**
- Macau

Investment Incentives and Guarantee

Investment Incentives

1. Corporate Income Tax: 20%
Tax holidays: 0% up to 9 years or Special Depreciation
2. Full Import Duty Exemption
 - Production equipment
 - Construction materials and
 - Raw materials for export processing
3. Export Tax Exemption

Investment Guarantee

- No discrimination
- No nationalization
- No requirements of local equity participation
- No price controls on products or services
- No restriction on foreign exchanges
- No capital control

Investment Aftercare Mechanisms

1

Government-Private Sector Forum

A Key Pillar in Improving the Investment Environment in Cambodia, the Decisions of the Forum are Equivalent to the Decisions of the Cabinet Plenary Meeting

2


Agreement Between the Kingdom of Cambodia and Japan for the Liberalization, Promotion and Protection of Investment

(entered into force on 31st July 2008)

3

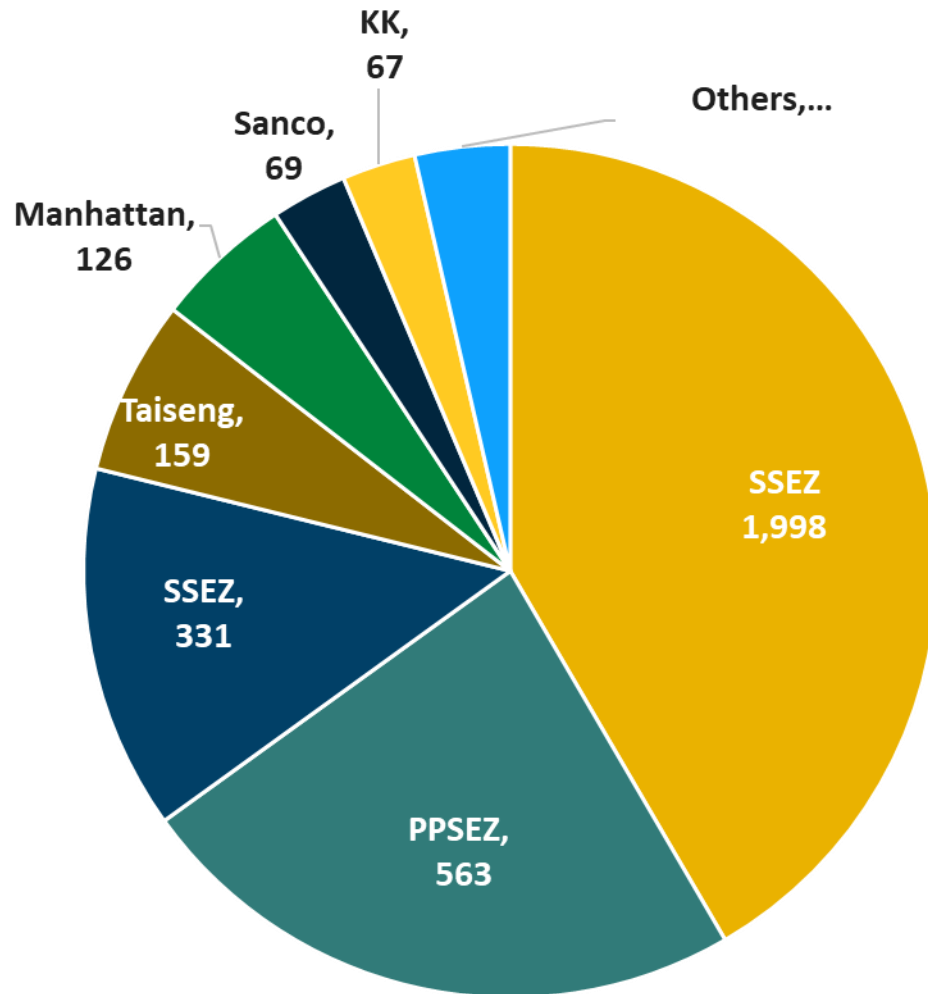
Cambodia-Japan Public-Private Sector Meeting (biannual)

Mandated by the Agreement Between the Kingdom of Cambodia and Japan for the Liberalization, Promotion and Protection of Investment

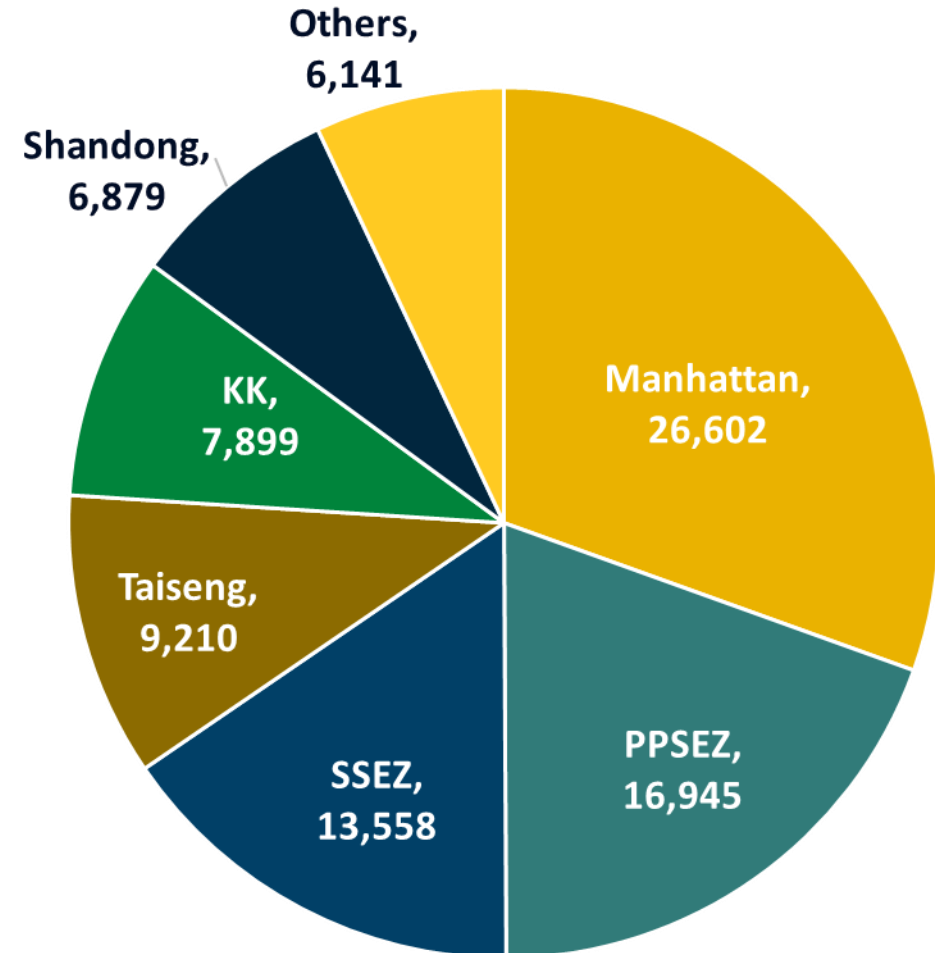


SPECIAL ECONOMIC ZONES IN CAMBODIA

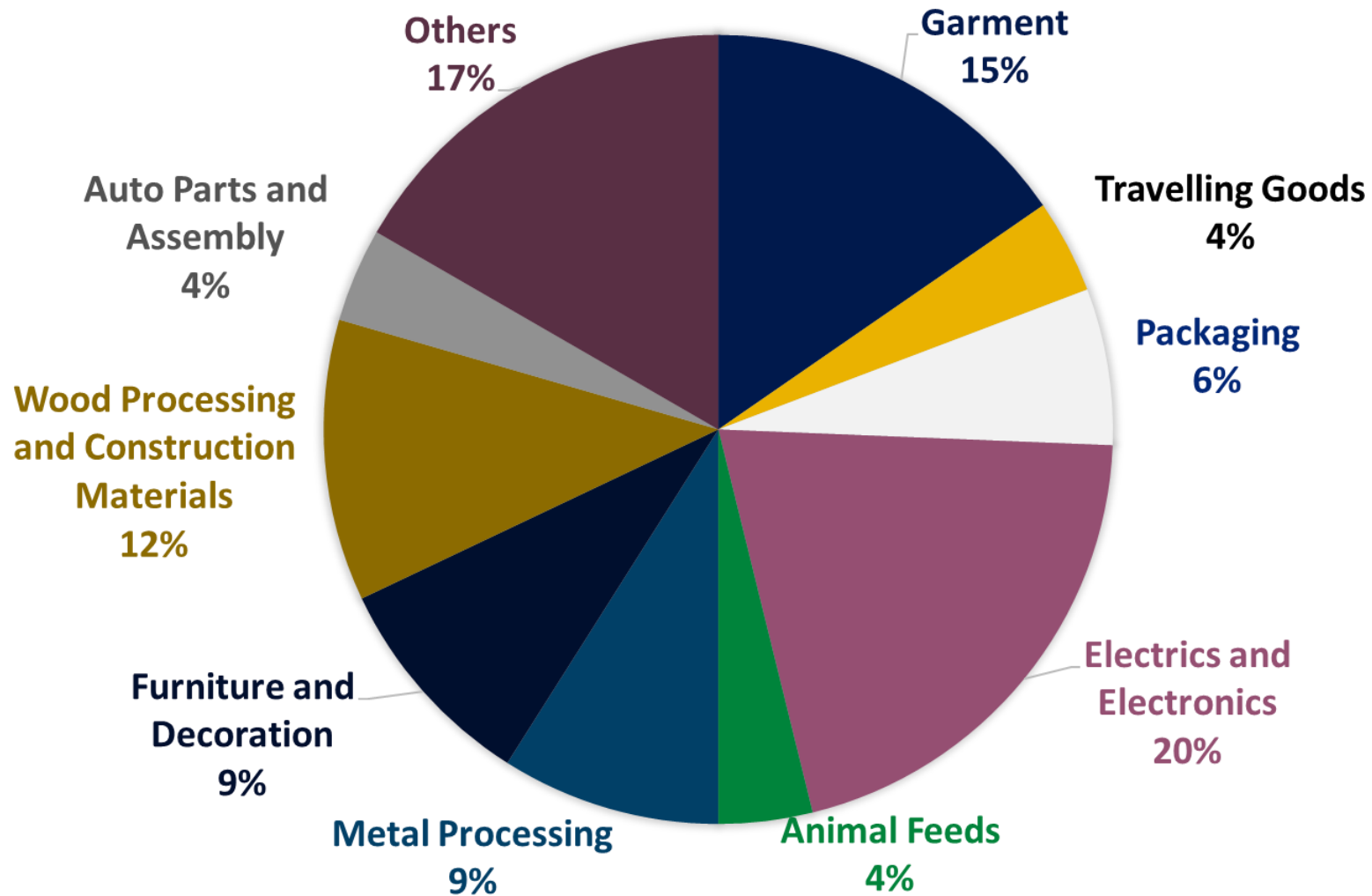
Total Investment Capital in SEZs (Million USD)



Number of Jobs Created in SEZs



Investment Sectors in SEZs in 2018 (by number of projects)



Exports from SEZs (in Million USD)

